


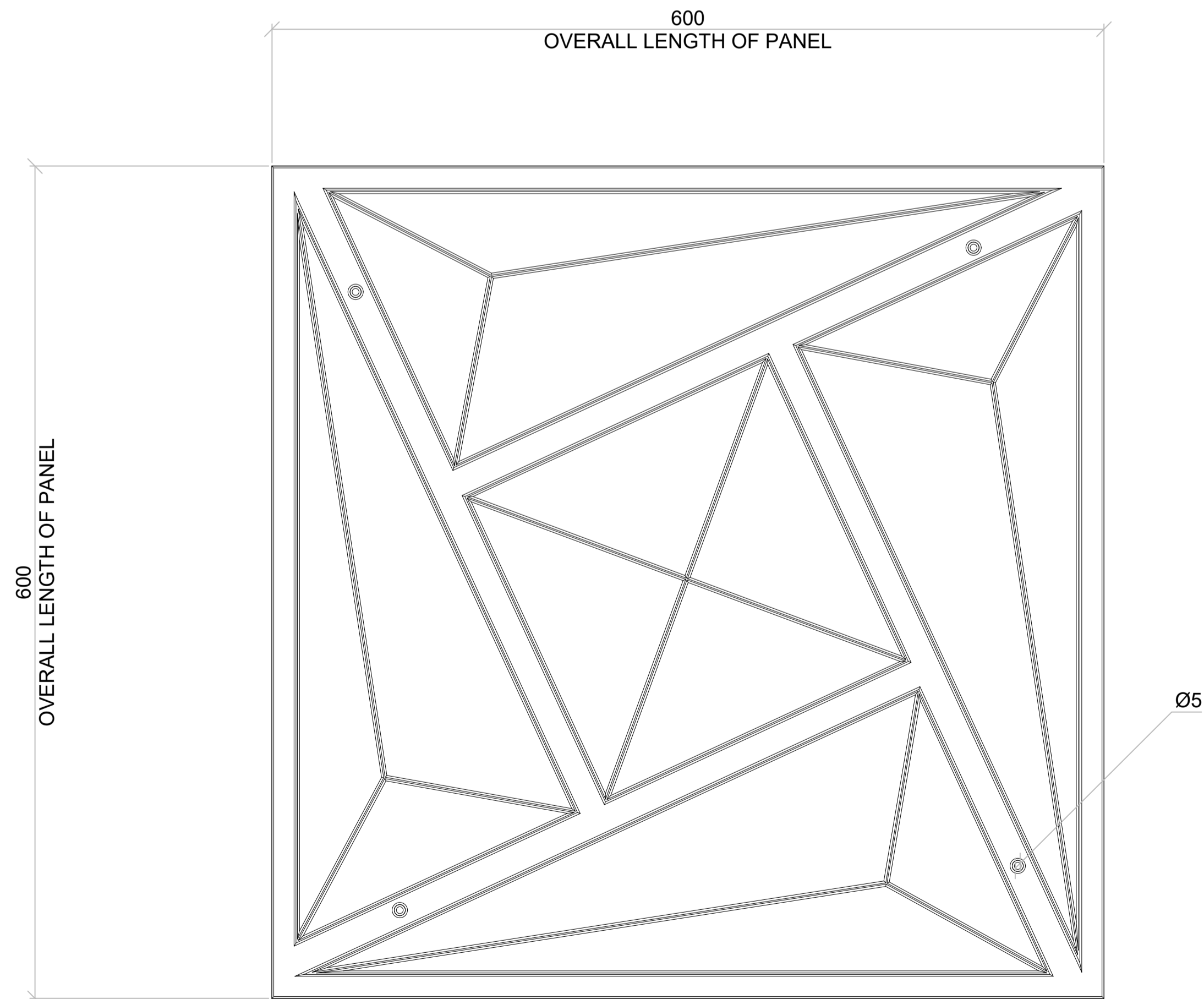


NOTES:

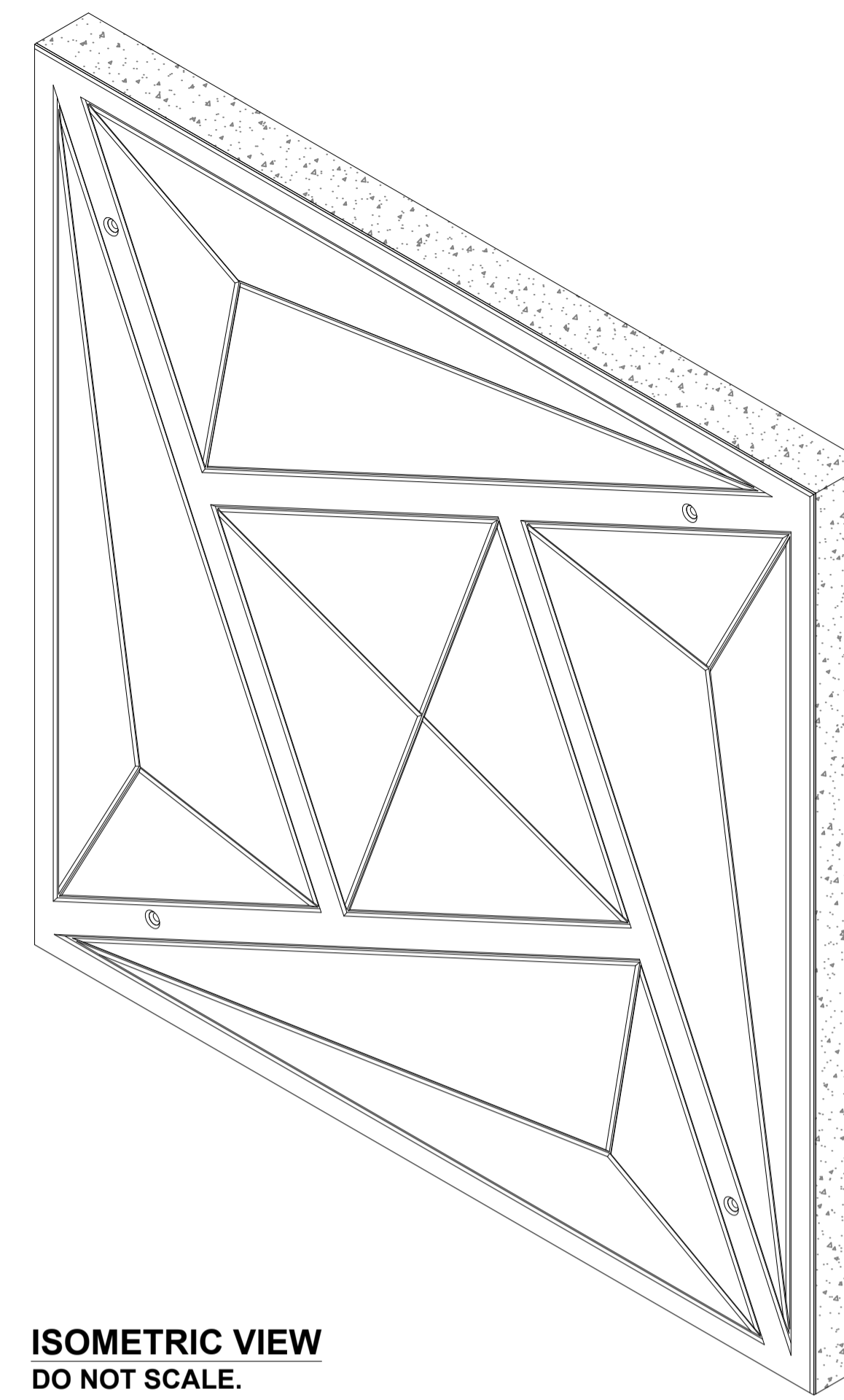
1. THIS DOCUMENT IS TO BE READ AS GUIDANCE ONLY.
2. FOR PERFORMANCE INFORMATION SEE TECHNICAL DATA SHEET.




**PLAN VIEW**  
SCALE 1:3 @ A1



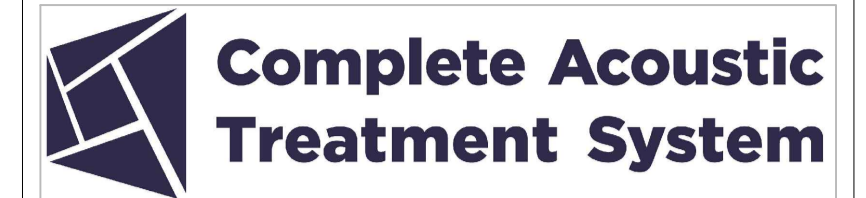
**FRONT ELEVATION**  
SCALE 1:3 @ A1



**ISOMETRIC VIEW**  
DO NOT SCALE.



**SIDE ELEVATION**  
SCALE 1:3 @ A1



NOTES:

- ALL DIMENSIONS ARE IN 'MM' UNLESS SPECIFIED IN "[x]".
- ANY HAZARD SYMBOLS ARE TO BE READ IN CONJUNCTION WITH ANY RISK ASSESSMENT IF NUMBERED.
- THIS DRAWING IS PROPERTY OF **COMPLETE ACOUSTIC TREATMENT SYSTEM LTD** & IS STRICTLY CONFIDENTIAL. THE DRAWING SPECIFICATION & ITS CONTENTS MUST NOT BE DISCLOSED TO ANY THIRD PARTY WITHOUT PRIOR CONSENT.
- DRAWING SCALE IS ANNOTATED ON EVERY VIEW. IF IN DOUBT - ASK THE DESIGNER.

SYMBOLS:

- PROVIDES A REFERENCE NUMBER FOR ADDITIONAL NOTATION.
- HIGHLIGHTS SPECIFIC MANUFACTURING INFORMATION.
- HIGHLIGHTS A HAZARD & OR A RESIDUAL RISK ASSOCIATED WITH THE DESIGN RISK ASSESSMENT.

REV	DESCRIPTION	DATE	INITIALS
00	ORIGINAL ISSUE.	22.04.25	LE

DESIGNED	CHECKED	APPROVED
L. Edwards	L. Edwards	N. Davidson
22.04.25	22.04.25	22.04.26

**DRAWING STATUS**

**ISSUED FOR MANUFACTURE**

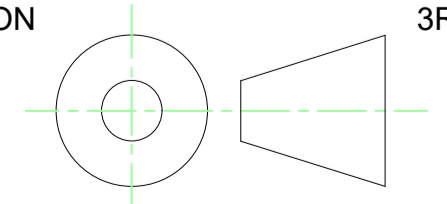
**TITLE**

RESONANCE CONTROL PANEL  
(GENERAL OVERVIEW)

**PART NUMBER**

[CATS-RES-CP]

PROJECTION 3RD ANGLE



DRAWING No. <b>RES-CP-01-DR-01</b>	REV No. <b>00</b>
---------------------------------------	----------------------